



Scope and Sequence

Look and Remember p. 4	Words	Animals, friends and family, places, the body and the face, the world around us	
	Grammar	We always come to this beautiful place. Tomorrow, we're going to go canoeing.	I'm camping with my friends. What other activities do you like doing outside?

1
All Kinds of Jobs
p. 9


Words	Grammar	Skills
 actor, clown, dentist, firefighter, nurse, photographer, pilot, police officer, server Reading: animated movies, designer, models, movie director	They fight fires in the forest every summer. They aren't fighting a fire today. They're training. The designer often makes two or three models. They are usually difficult to paint.	Listen and learn about smoke jumpers. Read about an animated movie. Write an interview. Learn and speak about jobs.
VALUE Be curious.		

2
Move to the Music!
p. 17


 cello, classical music, concert, dancer, drums, flute, keyboard, pop music, singer, violin Reading: bang, carry, climb, shout	It was their first concert. Were the instruments expensive? Yes, they were./No, they weren't. The children didn't play instruments then. They played quietly. They banged the drums loudly.	Listen and learn about the Recycled Orchestra of Cateura. Read about Indian drummers from Karnataka. Write a review. Learn and speak about traditional musical instruments.
VALUE Be yourself.		

Function 1 Giving directions p. 25 School Trip 1 Redwood Forests p. 26 Review 1: Units 1-2 p. 28

3
Let's Celebrate!
p. 29


 eat traditional food, give presents, make special food, play party games, put up decorations, throw streamers, watch a parade, wear traditional clothes Reading: buy/bought, choose/chose, drink/drank, take/took	We ate traditional food. They didn't eat pizza. Did people wear traditional clothes? Yes, they did./No, they didn't. Where did you go? What did you eat? What was your favorite flavor?	Listen and learn about a harvest festival. Read about two food festivals in Italy. Write an e-mail describing an event. Learn and speak about celebrations.
VALUE Be a good neighbor.		

4
Sports
p. 37


 cycling, diving, golf, gymnastics, ice skating, rowing, sailing, snowboarding, track, volleyball Reading: brave, nervous, surprised, tired	They can hear the ball. They can't see the ball. They could see, but not very well. They couldn't play any sports. Can you help me? Everyone watched him. He waved to them.	Listen and learn about a Paralympic sport. Read about swimmer Eric Moussambani. Write a fact file about an athlete. Learn and speak about famous athletes.
VALUE Have fun doing sports.		

Game 1 p. 45 Reading Extra 1 The Tightrope Across Niagara Falls p. 46 Review 2: Units 3-4 p. 48

5
Incredible Places
p. 49


 bridge, castle, cave, desert, island, jungle, plant, pyramid, rock, wave Reading: exciting, dangerous, important, popular	The pyramid is taller than the trees. It's the busiest place in the city. The homes by the beach are more popular than the homes in the city. Dubai is the most important city in the United Arab Emirates.	Listen and learn about Yucatan in Mexico. Read about Dubai. Write a travel brochure. Learn and speak about popular, natural places.
VALUE Explore new places.		

6
Cool Clothes
p. 57


 bracelets, comfortable, leggings, plain, pockets, polka dots, sneakers, stripes, sunglasses Reading: frighten, hurt, match, weaker	Whose striped shirt is this? It's mine. We usually wear socks to keep our feet warm.	Listen and learn about a teenage fashion designer. Read about Mismatched Socks Day. Write an invitation. Learn and speak about special clothes.
VALUE Take care of your things.		

Function 2 Going shopping p. 65 School Trip 2 Hang Son Doong p. 66 Review 3: Units 5-6 p. 68

7
Life in the Past
p. 69


Words	Grammar	Skills
 the back, downstairs, the front, an elevator, an entrance, a floor, a gate, a key, a roof, upstairs Reading: chalk, circle, glass, sidewalk, squares	Last week, we talked about the pyramids. They went to bed early in the evening. Today, children have to be careful. You had to draw squares on the sidewalk.	Listen and learn about houses in ancient Egypt. Read about games children played outside. Write a timeline. Learn and speak about life today and in the past.
VALUE Play outside.		

8
Fresh Food
p. 77


 broccoli, cereal, a chili pepper, corn, jam, lettuce, nuts, olives, a strawberry, a zucchini Reading: fresh food, junk food, seeds, weeds	How many chili peppers are there? How much cereal do you have for breakfast? Are there any vegetables? There is some water. They ate a few olives/a little fresh food. They grew a lot of zucchinis / a lot of fresh food.	Listen and learn about chili peppers. Read about the Community Vegetable Garden Project. Write a recipe. Learn and speak about food.
VALUE Make your own food.		

Game 2 p. 85 Reading Extra 2 The Wind and the Sun p. 86 Review 4: Units 7-8 p. 88

9
The World of the Future
p. 89


 app, charge a tablet, e-book, go online, headphones, interactive whiteboard, laptop, microphone, VR headset, Wi-Fi Reading: control, drops, satellites, send a text	The robot will help a lot of students. They won't miss any lessons. One day, we'll have robots in our class. Will there be more drones in the future? Yes, there will./No, there won't. Where will they fly?	Listen and learn about a school robot. Read about different uses of drones. Write an opinion text about the future. Learn and speak about technology now and in the future.
VALUE Use your imagination.		

10
Feeling Good!
p. 97


 asleep, awake, dark, dry, get exercise, light, strong, rest, weak, wet Reading: brush our teeth, shampoo, soap, toothbrush, toothpaste, towel	You should get some exercise. You shouldn't eat a lot before you go to sleep. Why do birds clean their feathers? Because it keeps them clean and strong.	Listen and learn about sleep. Read about how animals stay clean. Write a message giving advice. Learn and speak about treating a cold.
VALUE Sleep well.		

Function 3 Requesting and offering help p. 105 School Trip 3 Taking Photos of Lions p. 106 Review 5: Units 9-10 p. 108

11
City Life
p. 109

 airport, bus station, fire station, hotel, pharmacy, police station, restaurant, square, train station, university Reading: chimneys, city center, highways, office buildings	He's been to Miniatur Wunderland. They haven't finished. Have you visited a big city? Yes, I have./No, I haven't.	Listen and learn about Miniatur Wunderland. Read about Stephen Wiltshire's art. Make a poster about a city. Learn and speak about popular cities.
VALUE Explore your city.		

12
You Can Do This!
p. 117

 crawl, discover, go hang gliding, go horseback riding, go kayaking, go snorkeling, jump off, smell, swing, taste Reading: coast, hide, splashed, skills	Have you ever done something dangerous? Yes, I have./No, I haven't. She's seen a dolphin. Yesterday, I went snorkeling.	Listen and learn about 125 challenges. Read about National Geographic Global Explorers. Write a survey and a survey report. Learn and speak about challenges.
VALUE Challenge yourself.		

Game 3 p. 125 Reading Extra 3 The Man Who Wanted a Simple Life p. 126 Review 6: Units 11-12 p. 128

Look Further

One More Look p. 129 BONUS School Trip Hunting for Fish p. 130
BONUS Reading Extra Annie Takes On a Challenge p. 132 BONUS Game p. 134

All Kinds of Jobs

UNIT

1

Burj Khalifa, Dubai

Look at the photo. Answer the questions.

1. Where is the man?
2. What is he doing? Why?
3. What does he need for his job?
4. Would you like this job? Why? / Why not?

9

LESSON 1 Words

1 Listen and repeat. TR: 2



actor



clown



dentist



firefighter



nurse



photographer



pilot



police officer



server

2 Answer the questions.

1. Which jobs do people sometimes do outside?
2. Which jobs help other people?

3 Listen to the conversation about smoke jumpers. Write T (true) or F (false). TR: 3

1. Smoke jumpers jump out of a plane as a hobby.
2. A smoke jumper is a kind of firefighter.
3. Smoke jumpers fight fires in forests all year.
4. The smoke jumpers carry all the equipment when they jump.
5. The smoke jumper in the photo is Russian.
6. There are about 400 smoke jumpers in the US.



Smoke jumpers are training in the US.

LESSON 2 Grammar

1 Listen and read. TR: 4

Simple present and present progressive

We use the simple present for things that we do all the time or that we do many times. We often use it with time expressions like *every day*, *on Mondays*, and *once a week*.

*They **fight** fires in the forest **every summer**.*

We use the present progressive to talk about things that are happening now. We often use it with time expressions like *now*, *right now*, and *today*.

*They **aren't fighting** a fire **today**. They're **training**.*

*This man **isn't jumping** out of a plane for fun.*

2 Complete the text with the verbs in parentheses. Use the simple present or the present progressive.

My mom is a police officer. She ¹_____ (work) at a police station in Seoul. She ²_____ (drive) a police car every day. From Monday to Friday, she ³_____ (eat) her lunch at work. Police officers in Korea ⁴_____ (work) on weekends and at night, too.

Today, my mom ⁵_____ (do) something different. She ⁶_____ (visit) an elementary school and she ⁷_____ (talk) to the children about her job. The children ⁸_____ (ask) questions about her badges and her radio.

3 Work in pairs. Ask and answer.

1. What / wear / school / every / day?
2. What / do / on weekends?
3. What / your teacher / do / right now?
4. you / eat breakfast / right now?

What do you wear to school every day?

I wear jeans and a T-shirt every day.

1 Look at the photo. What is the man doing?

2 What is the movie *Walking with Giants* about? Listen and read. TR: 5

Walking with Giants

Hans Weise is a **movie director**. He makes many different kinds of movies. He likes making **animated movies**. There aren't usually any actors in these movies. Hans uses **models** instead. He works with a **designer**, Fernando Baptista, to make models of people, places, and objects. Fernando paints the models, and then Hans takes photos of them. After he takes a photo, he moves the models. Then he takes another photo. At the end, he puts all the photos together to make a movie. This is called "stop-motion animation."



Walking with Giants is about the statues on Easter Island, a small island in the middle of the Pacific Ocean. The statues are very big and heavy. How did they get there? No one knows for sure, but there are different ideas. Hans and Fernando make animations with models to show these ideas. One idea is that people moved the statues there a long time ago. Hans and Fernando use toy dolls as models of the people. *Walking with Giants* is about four minutes long, but it took four weeks of work!

3 Match the words in bold in the text with their meanings.

1. a small copy of something _____
2. a movie people make with drawings or models _____
3. a person who draws how to make something _____
4. a person who makes a movie _____

4 Read again. Answer the questions.

1. Who paints the models?
2. What does Hans do before he takes a photo?
3. Why did Hans and Fernando make this movie?
4. How long is the movie?
5. Would you like to be a movie director or a designer? Why?

1 Listen and read. TR: 6

Adverbs of frequency

We use adverbs of frequency to show how often we do things.

always	
usually	
often	
sometimes	
rarely	
never	

We use them before verbs in the simple present, but after the verb *to be*.

The designer **often** makes two or three models.

They are **usually** difficult to paint.

2 Put the adverbs of frequency in Hans Weise's description.

1. I use toys for people and animals. (sometimes)
2. I put the camera on a table. (always)
3. I hold it in my hand, because it can move. (never)
I take a picture of the models, move them a little, and then take another picture. (usually)
4. I take five pictures for each one second of a movie. (usually) Then I put the pictures on my computer.
5. I have hundreds of pictures. (often) I make the animation with a computer program.
6. It's easy to make animated movies, but they are very long. (rarely)

3 Work in groups. Say true or false sentences about your day. Can your partners guess?

I always get up before seven o'clock.

That's true.

False!

Moai statues on Easter Island, Chile

1 Listen and read. What are the jobs?  TR: 7

Different Jobs

I'm in the field.

I'm cutting fields of wheat.

I love my job, I work outside,

I grow the food we eat.

Chorus

Different jobs for different people.

What's my job? Can you guess?

I'm on the plane.

I'm flying through the sky.

I love my job, I travel a lot,
to Paris and Mumbai.

Chorus

I'm in the café.

I'm carrying food around.

I love my job, I meet new people
from many different towns.

Chorus

I'm in the class.

I'm teaching math today.


I love my job, the children learn
and I learn a lot from them!

Chorus

VALUE

Be curious.

Workbook, Lesson 6

2 Listen and sing.  TR: 8 and 9

3 Sing and act.  TR: 10

1 Read the interview. What is Kobie's job?

An Interview with Kobie Boykins

Where do you work, Kobie?

I work at NASA in California. NASA is the US's space agency.

What's your job?

I'm an engineer. I make robots.

Where do your robots go?

They go into space and to other planets, like Mars.

Do you like your job?

Yes, I do. I love it! It's amazing to think that my robots are traveling in space right now.

What is your favorite robot?

My first robot, called the Sojourner Rover. It was the first robot to go to Mars. It had three cameras on it for taking photos.

What are you working on right now?

I'm making a new robot for the next trip to Mars. It has 23 cameras and an arm to pick things up.



2 Read. Then look at the interview again and answer the questions.

When we do an **interview**, we usually follow these steps:

- First, we think about the information we want to know.
- Then, we write some questions.
- Finally, we ask the questions and write the answers.

Which questions are about:

1. Kobie's job?
2. how Kobie feels?
3. what Kobie is doing right now?
4. Kobie's favorite things?

3 Writing Skill Interview questions

a. Write three questions for an interview about someone's school.

1. Where / go / school?

2. What / favorite / subject?

3. What / learn / about / right now?

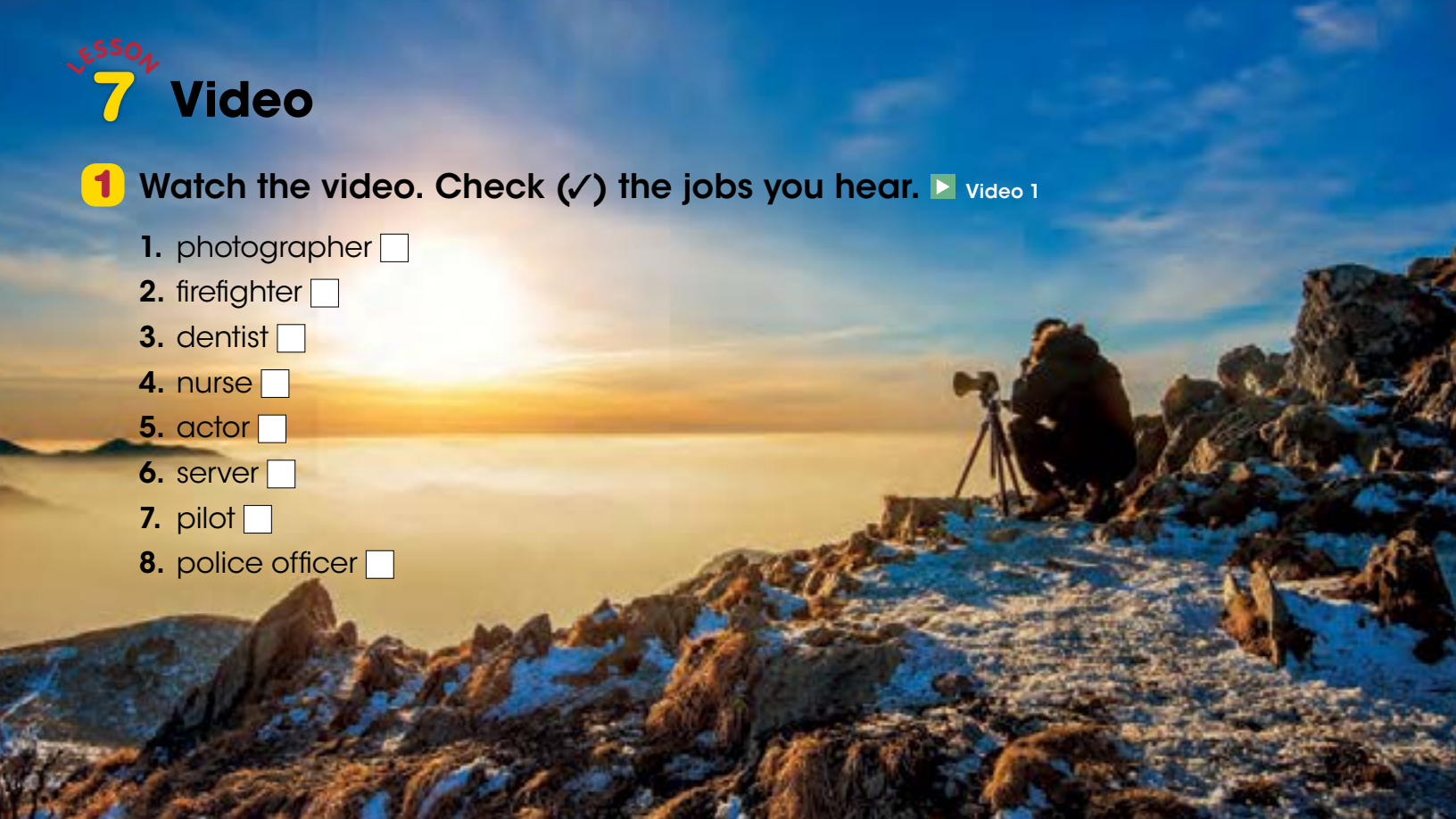
b. Work in pairs. Ask and answer the questions.

4 Interview someone in your family about his/her job. First, write your questions.

LESSON 7 Video

1 Watch the video. Check (✓) the jobs you hear. ▶ Video 1

1. photographer ☐
2. firefighter ☐
3. dentist ☐
4. nurse ☐
5. actor ☐
6. server ☐
7. pilot ☐
8. police officer ☐



2 Watch the video again. Match the children with two things that they talk about. ▶ Video 1

- | | | |
|---|---|---|
| 1. AJ <input type="checkbox"/> <input type="checkbox"/> | 2. Rhiane <input type="checkbox"/> <input type="checkbox"/> | 3. Lara <input type="checkbox"/> <input type="checkbox"/> |
| A. working in a team | D. protecting people and forests | |
| B. taking photos of trees | E. flying over forests | |
| C. taking things to villages | F. swimming in the ocean | |

3 Read and write T (true) or F (false).

1. AJ's uncle works in Alaska.
2. There are many forests where AJ's uncle works.
3. Rhiane wants to be a dentist.
4. Rhiane wants to travel when she is older.
5. Lara's dad and grandpa were firefighters.
6. Lara thinks a firefighter has a difficult job.

4 Work in pairs. Discuss the questions.

1. Which of the jobs mentioned in the video do you want to do? Why?
2. Talk about a job someone in your family does.
3. How can you choose the best job for you? What do you have to think about?